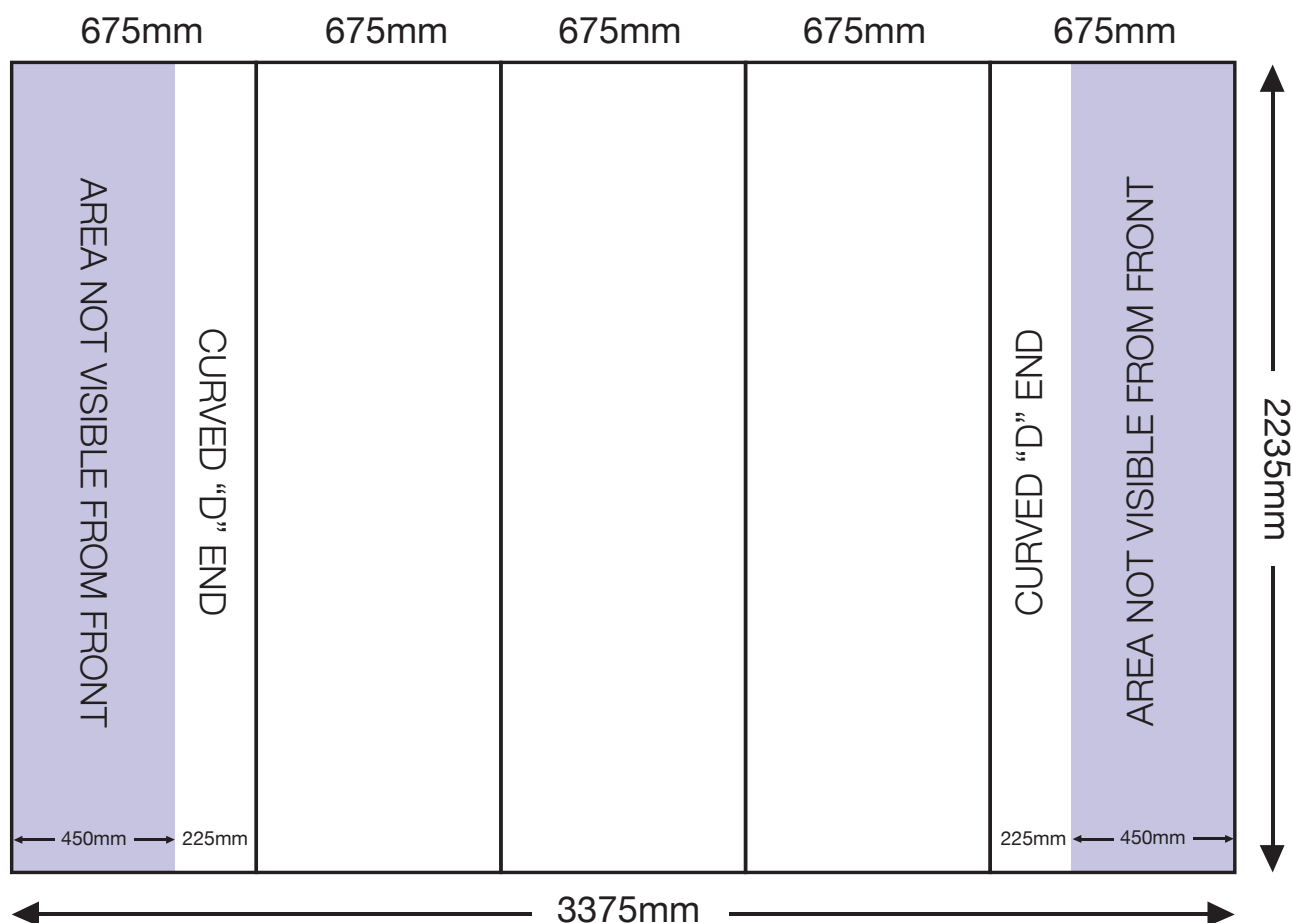


## ARTWORK TEMPLATE: Kit4-3x3 Curved Pop-up

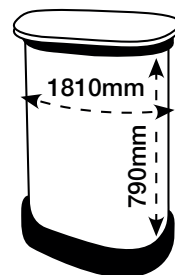
**Actual Size:** 3375mm x 2235mm

**Quarter Size Artwork:** 843.75mm x 558.75mm



### CHECKLIST

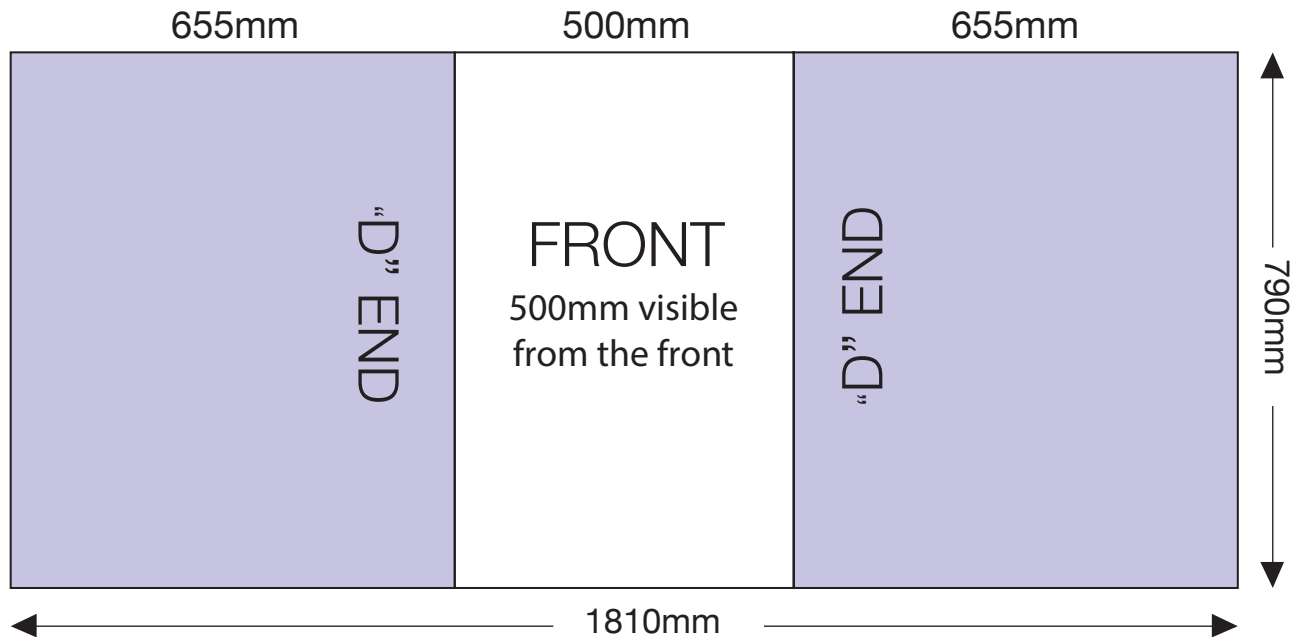
- Create document at quarter size and save as a high resolution PDF or EPS file.
- Please use either Adobe Illustrator or Adobe InDesign to create your artwork.
- Position all text or logos 450mm away from the left and right side of the pop-up as this wraps around the back.
- Do not add any crop marks, registration marks, panel lines or outside bleed.
- Please make sure all pictures and graphics are embedded in the artwork.
- Create as one piece of artwork rather than individual panels.
- Supply in CMYK colour mode.
- PLEASE CONVERT ALL TEXT TO OUTLINES.



Graphic wrap template  
is on the following page

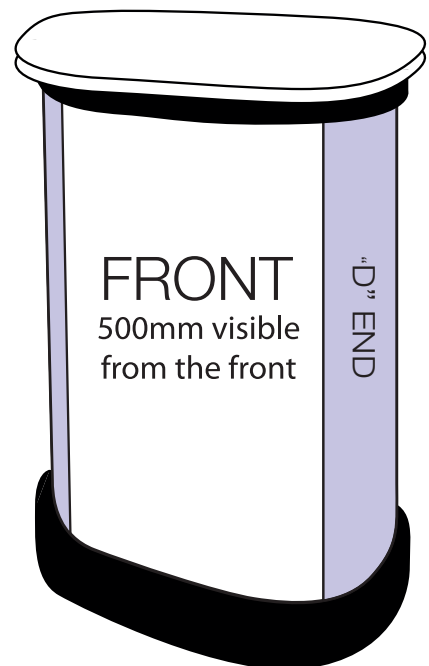
## ARTWORK TEMPLATE: Graphic Wrap

Actual Size: 1810mm x 790mm



### CHECKLIST


- Document size is 1810mm (wide) x 790mm (high).
- Supply as a high resolution PDF or EPS file.
- Do not add any crop marks, registration marks, panel lines or outside bleed.
- Supply in CMYK colour mode.
- PLEASE CONVERT ALL TEXT TO OUTLINES.



## ARTWORK TEMPLATE: Kit 4-Tower Pop-up

**Actual Size:** 2019mm (w) x 2225mm (h)

**Quarter Size Artwork:** 504.75mm (w) x 556.25mm (h)



### CHECKLIST

- Create document at quarter size and save as a high resolution PDF or EPS file.
- Please use either Adobe Illustrator or Adobe InDesign to create your artwork.
- Do not add any crop marks, registration marks, panel lines or outside bleed.
- Please make sure all pictures and graphics are embedded in the artwork.
- Create as one piece of artwork rather than individual panels.
- Supply in CMYK colour mode.
- PLEASE CONVERT ALL TEXT TO OUTLINES.

PANEL 1: D-end

PANEL 2: Front

PANEL 3: Front

PANEL 4: Front

PANEL 5: D-end

# 3x3 Curved Popup

Not visible from front

Not visible from front

# Wrap Template

Front

# Tower