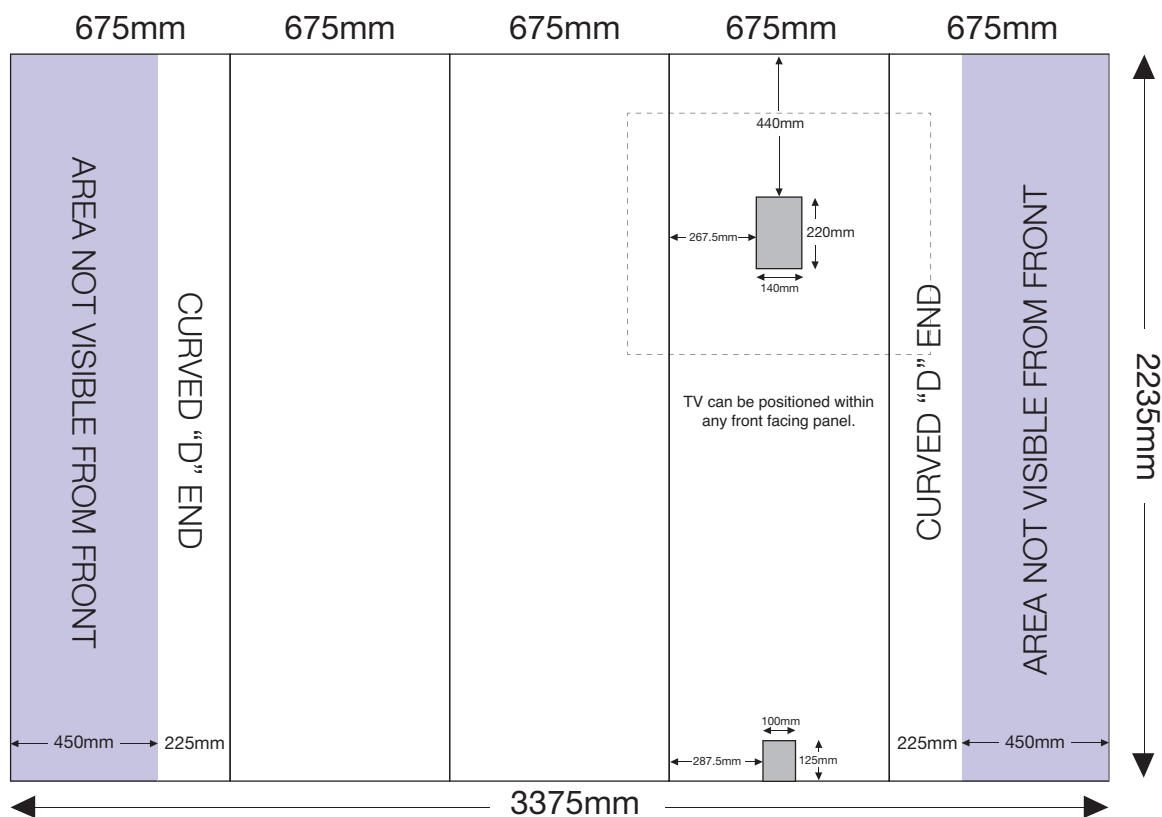


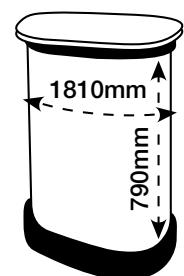
## ARTWORK TEMPLATE: Kit 3 3x3 Curved TV 32"-50" Pop-up

**Actual Size:** 3375mm x 2235mm  
**Quarter Size Artwork:** 843.75mm x 558.75mm



### CHECKLIST

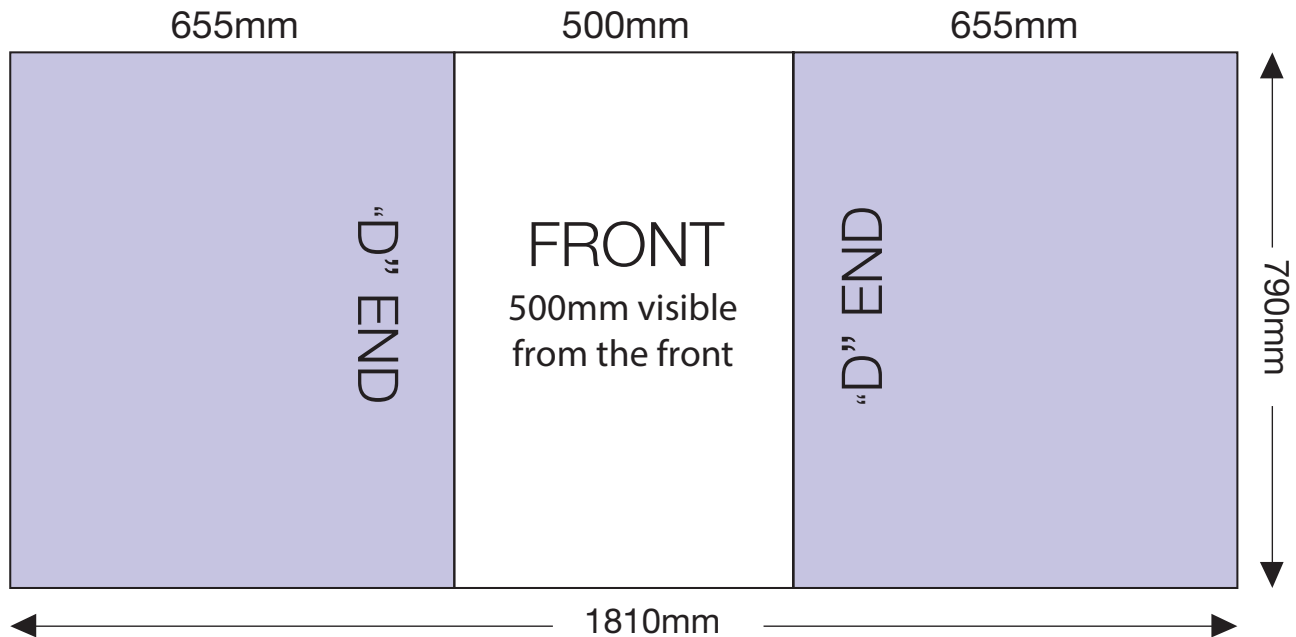
- Create document at quarter size and save as a high resolution PDF or EPS file.
- Please use either Adobe Illustrator or Adobe InDesign to create your artwork.
- Position all text or logos 450mm away from the left and right side of the pop-up as this wraps around the back.
- Do not add any crop marks, registration marks, panel lines or outside bleed.
- Please make sure all pictures and graphics are embedded in the artwork.
- Create as one piece of artwork rather than individual panels.
- Supply in CMYK colour mode.
- PLEASE CONVERT ALL TEXT TO OUTLINES.



Graphic wrap template is on the following page

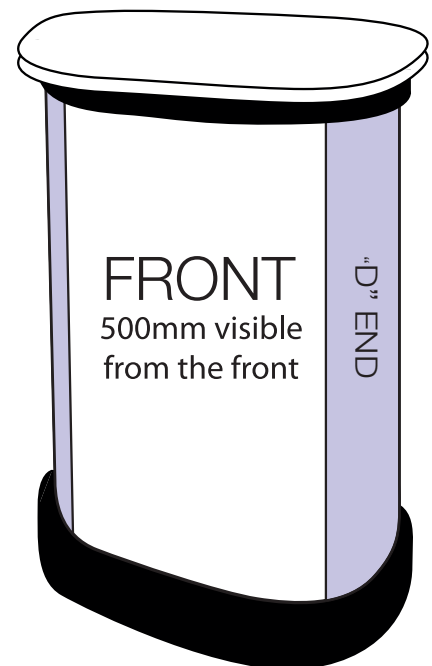
## ARTWORK TEMPLATE: Graphic Wrap

Actual Size: 1810mm x 790mm



### CHECKLIST


- Document size is 1810mm (wide) x 790mm (high).
- Supply as a high resolution PDF or EPS file.
- Do not add any crop marks, registration marks, panel lines or outside bleed.
- Supply in CMYK colour mode.
- PLEASE CONVERT ALL TEXT TO OUTLINES.



## ARTWORK TEMPLATE: Kit 3-VX3085 850mm Wide Banner

**Actual Size:** 2150mm x 850mm

**Quarter Size Artwork:** 537.5mm x 212.5mm



### CHECKLIST

- Create document at 1/4 size and save as a high resolution PDF or EPS file. 1/4 size: 212.5(w) x 537.5(h)mm
- Please note that 150mm (full size) is hidden inside the cassette at the bottom.
- DO NOT add any crop marks, registration marks, panel lines or outside bleed.
- Please make sure all pictures and graphics are embedded in the artwork.
- Convert ALL text and fonts to outlines (curves).
- Supply in CMYK colour mode.