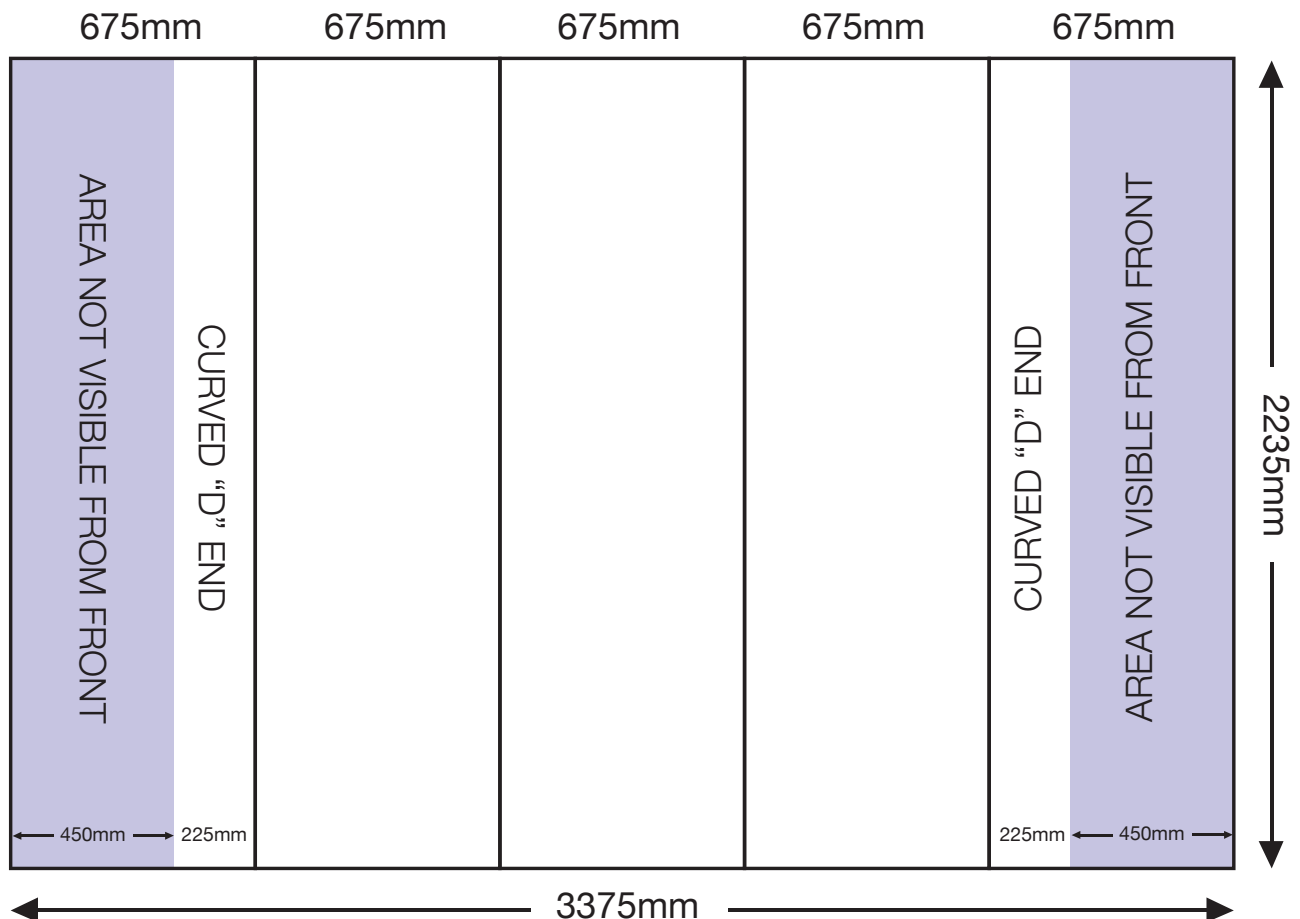


ARTWORK TEMPLATE: 3x3 Curved Pop-up

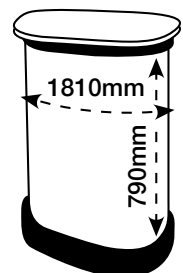
Actual Size: 3375mm x 2235mm

Quarter Size Artwork: 843.75mm x 558.75mm



CHECKLIST

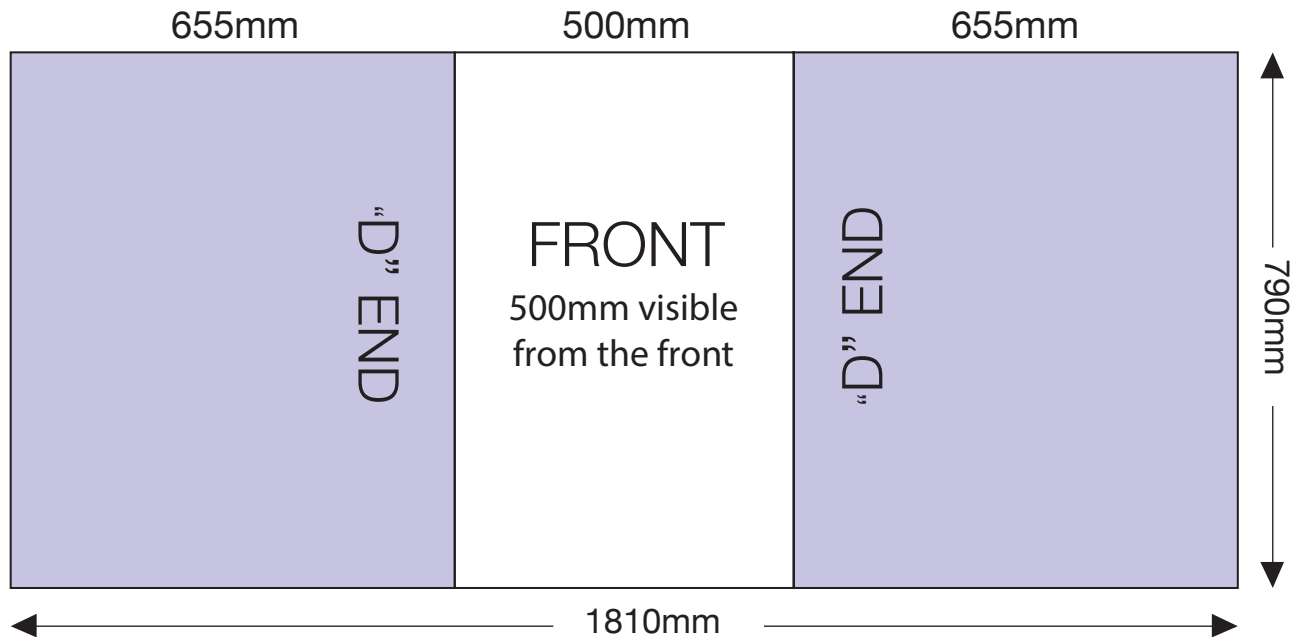
- Create document at quarter size and save as a high resolution PDF or EPS file.
- Please use either Adobe Illustrator or Adobe InDesign to create your artwork.
- Position all text or logos 450mm away from the left and right side of the pop-up as this wraps around the back.
- Do not add any crop marks, registration marks, panel lines or outside bleed.
- Please make sure all pictures and graphics are embedded in the artwork.
- Create as one piece of artwork rather than individual panels.
- Supply in CMYK colour mode.
- PLEASE CONVERT ALL TEXT TO OUTLINES.



Graphic wrap template
is on the following page

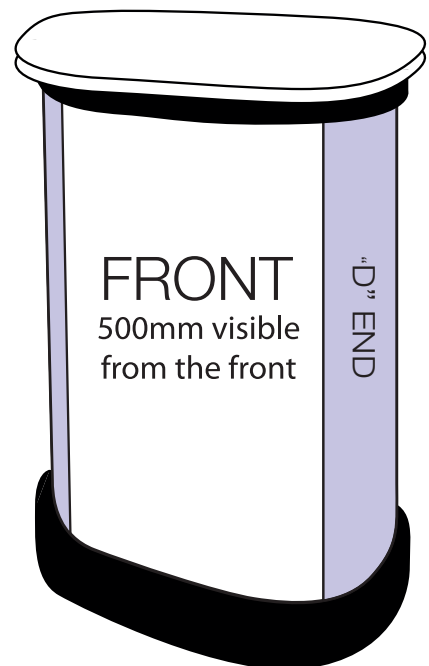
ARTWORK TEMPLATE: Graphic Wrap

Actual Size: 1810mm x 790mm



CHECKLIST


- Document size is 1810mm (wide) x 790mm (high).
- Supply as a high resolution PDF or EPS file.
- Do not add any crop marks, registration marks, panel lines or outside bleed.
- Supply in CMYK colour mode.
- PLEASE CONVERT ALL TEXT TO OUTLINES.



ARTWORK TEMPLATE: Kit 1-VX3085 850mm Wide Banner

Actual Size: 2150mm x 850mm

Quarter Size Artwork: 537.5mm x 212.5mm



CHECKLIST

- Create document at 1/4 size and save as a high resolution PDF or EPS file. 1/4 size: 212.5(w) x 537.5(h)mm
- Please note that 150mm (full size) is hidden inside the cassette at the bottom.
- DO NOT add any crop marks, registration marks, panel lines or outside bleed.
- Please make sure all pictures and graphics are embedded in the artwork.
- Convert ALL text and fonts to outlines (curves).
- Supply in CMYK colour mode.

PANEL 1: D-end

PANEL 2: Front

PANEL 3: Front

PANEL 4: Front

PANEL 5: D-end

3x3 Curved Popup

Not visible from front

Not visible from front

Wrap Template

Front

VX3085

VX3085

Hidden Inside Cassette