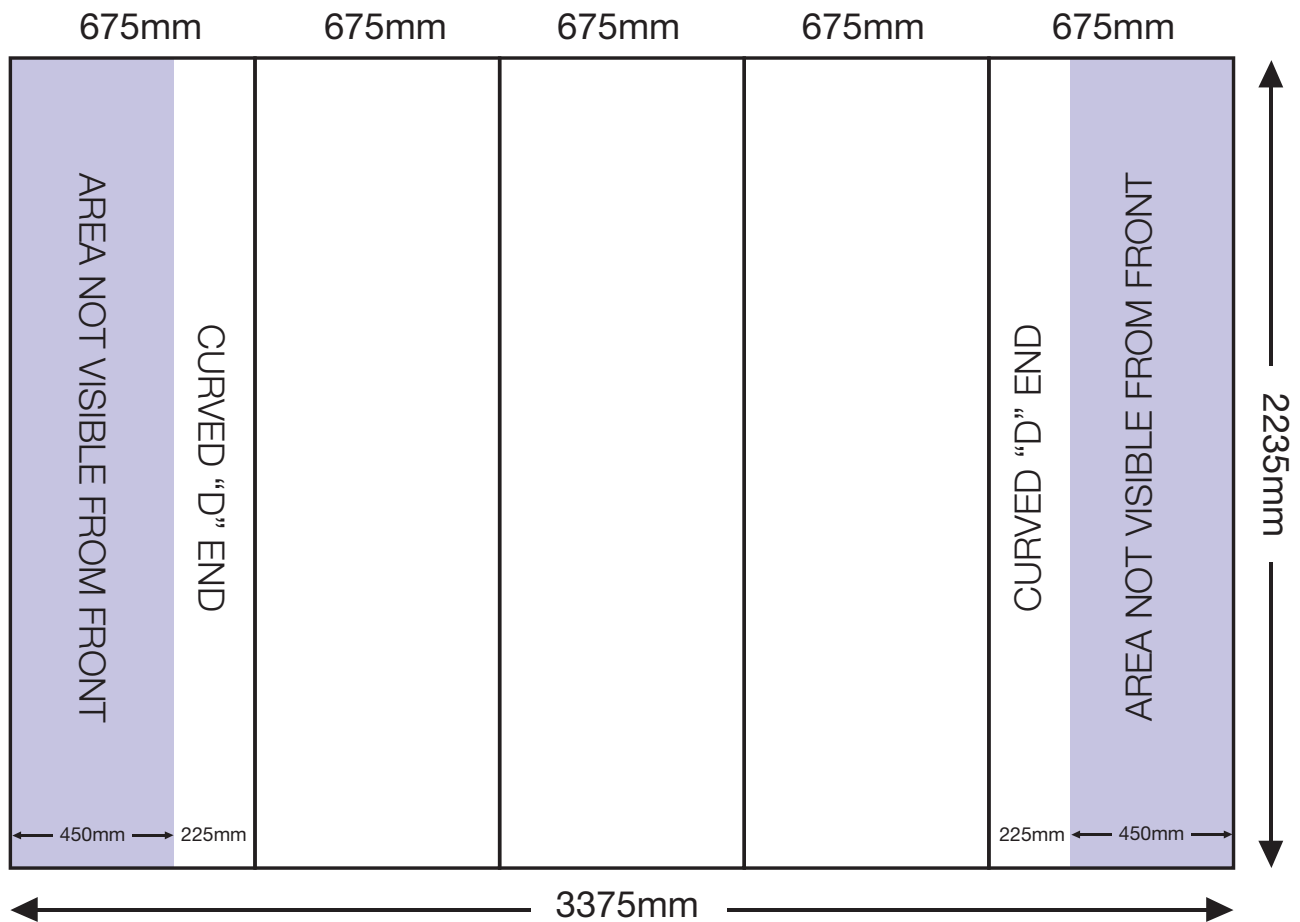


ARTWORK TEMPLATE: 3x3 Curved Pop-up

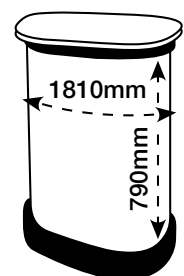
Actual Size: 3375mm x 2235mm

Quarter Size Artwork: 843.75mm x 558.75mm



CHECKLIST

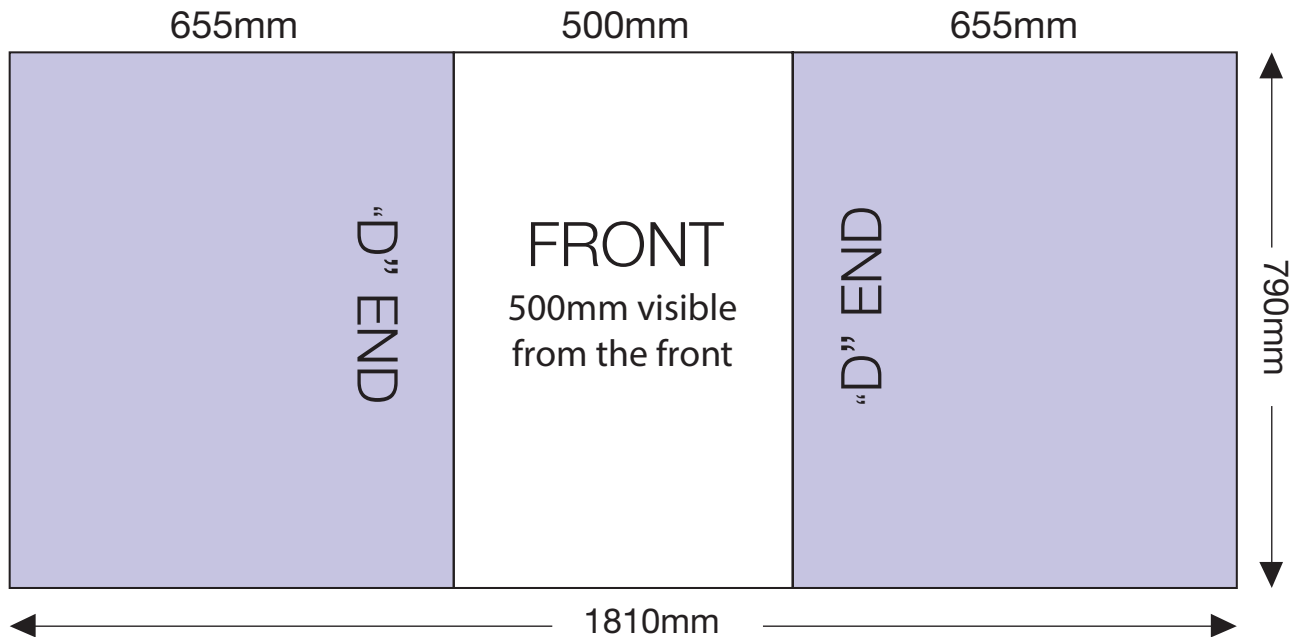
- Create document at quarter size and save as a high resolution PDF or EPS file.
- Please use either Adobe Illustrator or Adobe InDesign to create your artwork.
- Position all text or logos 450mm away from the left and right side of the pop-up as this wraps around the back.
- Do not add any crop marks, registration marks, panel lines or outside bleed.
- Please make sure all pictures and graphics are embedded in the artwork.
- Create as one piece of artwork rather than individual panels.
- Supply in CMYK colour mode.
- PLEASE CONVERT ALL TEXT TO OUTLINES.



Graphic wrap template is on the following page

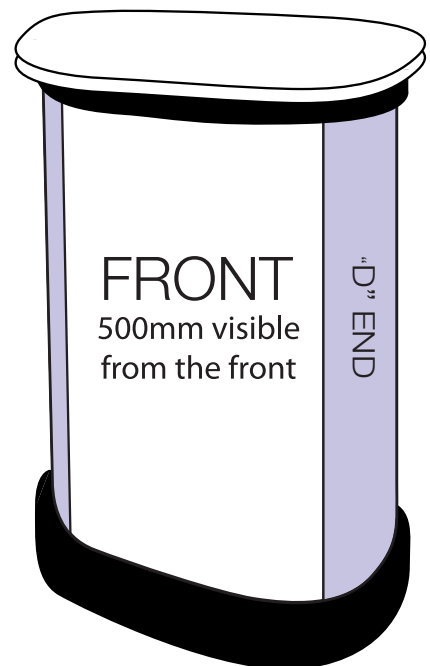
ARTWORK TEMPLATE: Graphic Wrap

Actual Size: 1810mm x 790mm



CHECKLIST

- Document size is 1810mm (wide) x 790mm (high).
- Supply as a high resolution PDF or EPS file.
- Do not add any crop marks, registration marks, panel lines or outside bleed.
- Supply in CMYK colour mode.
- PLEASE CONVERT ALL TEXT TO OUTLINES.



Graphic Panel: Spiral

Total Graphic Area:
396 (w) x 507 (h) mm
Total Visual Area:
368 (w) x 507 (h) mm

General Art Guidelines

- CMYK
- Pantone colours.
- Do not supply RGB images.
- Do not embed images, supply them.
- Resolution must be 300 dpi at 25% output size..
- All fonts must be converted to outlines.
- Please supply artwork as PDF or Illustrator EPS files.

This template...

- Is supplied at 100% size.
- Includes 3mm bleed (shown by red line).
- Overall template size:
402 (w) x 513 (h) mm