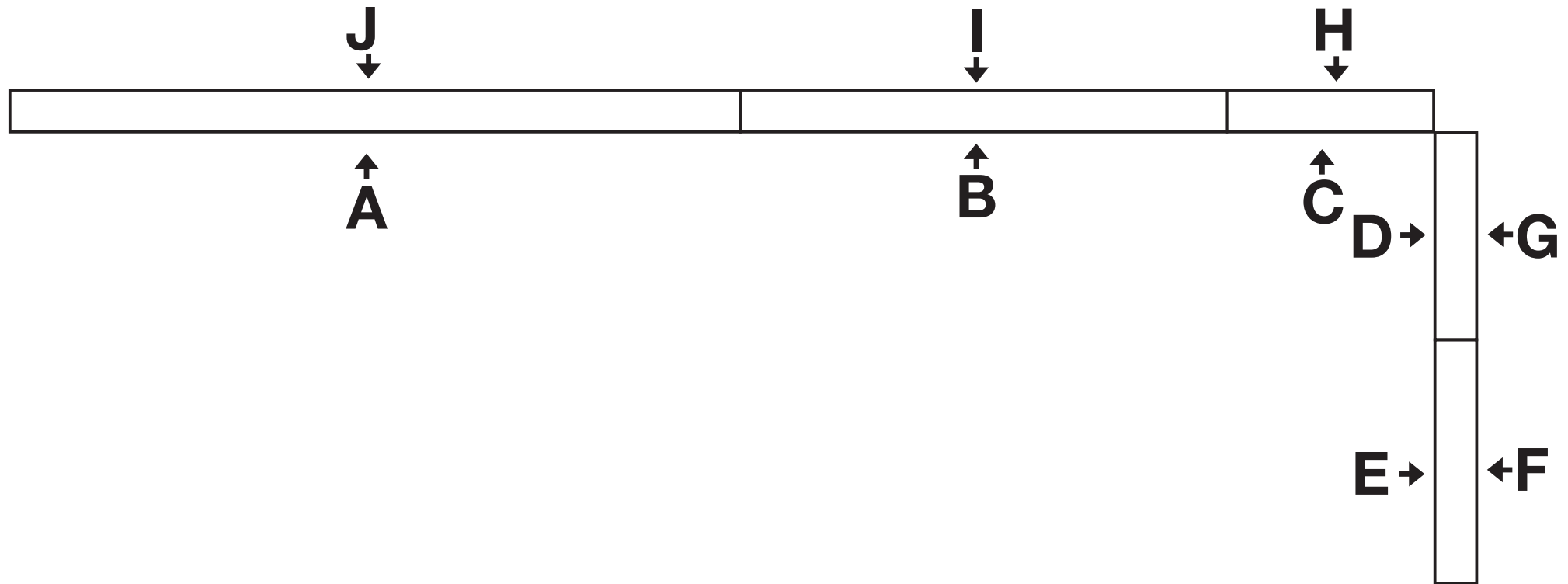


6m x 2m L-Shape Lightbox Exhibition Stand





6m x 2m L-Shape Lightbox Exhibition Stand

Panel A

3000mm (w) x 2250mm (h)

ARTWORK CHECKLIST

Please follow the steps below before submitting print ready artwork files.

- 1** Create artwork on the 'Artwork' Layer in CMYK mode only. Leave other layers as they are and do not delete.
- 2** Keep critical artwork (images, logos, copy or text) within white 'safe' area.
- 3** Ensure your artwork extends to outer edge of the bleed (indicated by black line / stroke).
- 4** All images must be converted to CMYK and be embedded in your PDF.
- 5** All images used on this template must have a minimum resolution of 300dpi.
- 6** All fonts must be converted to outlines - no live copy to remain.
- 7** Please delete 'Instruction' and 'Guide' layers and supply as a flattened print-ready PDF file.

25%

This template is supplied at 25% of finished size - **DO NOT RESIZE**

3mm

This template includes 3mm bleed (black line / stroke)



The overall size of this template is 760 (w) x 572.5 (h) mm and includes bleed



Product Graphic Area:
3040 (w) x 2290 (h) mm

Safe Area:
2940 (w) x 2190 (h) mm



6m x 2m L-Shape Lightbox Exhibition Stand

Panel B
2000mm (w) x 2250mm (h)

ARTWORK
CHECKLIST

Please follow the steps below before submitting print ready artwork files.

- 1 Create artwork on the 'Artwork' Layer in CMYK mode only. Leave other layers as they are and do not delete.
- 2 Keep critical artwork (images, logos, copy or text) within white 'safe' area.
- 3 Ensure your artwork extends to outer edge of the bleed (indicated by black line / stroke).
- 4 All images must be converted to CMYK and be embedded in your PDF.
- 5 All images used on this template must have a minimum resolution of 300dpi.
- 6 All fonts must be converted to outlines - no live copy to remain.
- 7 Please delete 'Instruction' and 'Guide' layers and supply as a flattened print-ready PDF file.

25%


This template is supplied at 25% of finished size - **DO NOT RESIZE**

3mm

This template includes 3mm bleed (black line / stroke)



The overall size of this template is 510 (w) x 572.5 (h) mm and includes bleed



Product Graphic Area:
1940 (w) x 2290 (h) mm

Safe Area:
2040 (w) x 2190 (h) mm



6m x 2m L-Shape Lightbox Exhibition Stand

Panel C

850mm (w) x 2250mm (h)

ARTWORK CHECKLIST

Please follow the steps below before submitting print ready artwork files.

- 1** Create artwork on the 'Artwork' Layer in CMYK mode only. Leave other layers as they are and do not delete.
- 2** Keep critical artwork (images, logos, copy or text) within white 'safe' area.
- 3** Ensure your artwork extends to outer edge of the bleed (indicated by black line / stroke).
- 4** All images must be converted to CMYK and be embedded in your PDF.
- 5** All images used on this template must have a minimum resolution of 300dpi.
- 6** All fonts must be converted to outlines - no live copy to remain.
- 7** Please delete 'Instruction' and 'Guide' layers and supply as a flattened print-ready PDF file.

25%

This template is supplied at 25% of finished size - **DO NOT RESIZE**

3mm

This template includes 3mm bleed (black line / stroke)



The overall size of this template is 222.8 (w) x 572.5 (h) mm and includes bleed



Product Graphic Area:
890 (w) x 2290 (h) mm

Safe Area:
790 (w) x 2190 (h) mm



6m x 2m L-Shape Lightbox Exhibition Stand

Panel D

850mm (w) x 2250mm (h)

ARTWORK CHECKLIST

Please follow the steps below before submitting print ready artwork files.

- 1** Create artwork on the 'Artwork' Layer in CMYK mode only. Leave other layers as they are and do not delete.
- 2** Keep critical artwork (images, logos, copy or text) within white 'safe' area.
- 3** Ensure your artwork extends to outer edge of the bleed (indicated by black line / stroke).
- 4** All images must be converted to CMYK and be embedded in your PDF.
- 5** All images used on this template must have a minimum resolution of 300dpi.
- 6** All fonts must be converted to outlines - no live copy to remain.
- 7** Please delete 'Instruction' and 'Guide' layers and supply as a flattened print-ready PDF file.

25%

This template is supplied at 25% of finished size - **DO NOT RESIZE**

3mm

This template includes 3mm bleed (black line / stroke)



The overall size of this template is 222.8 (w) x 572.5 (h) mm and includes bleed



Product Graphic Area:
890 (w) x 2290 (h) mm

Safe Area:
790 (w) x 2190 (h) mm



6m x 2m L-Shape Lightbox Exhibition Stand

Panel E
1000mm (w) x 2250mm (h)

ARTWORK
CHECKLIST

Please follow the steps below before submitting print ready artwork files.

- 1 Create artwork on the 'Artwork' Layer in CMYK mode only. Leave other layers as they are and do not delete.
- 2 Keep critical artwork (images, logos, copy or text) within white 'safe' area.
- 3 Ensure your artwork extends to outer edge of the bleed (indicated by black line / stroke).
- 4 All images must be converted to CMYK and be embedded in your PDF.
- 5 All images used on this template must have a minimum resolution of 300dpi.
- 6 All fonts must be converted to outlines - no live copy to remain.
- 7 Please delete 'Instruction' and 'Guide' layers and supply as a flattened print-ready PDF file.

25%


This template is supplied at 25% of finished size - **DO NOT RESIZE**

3mm

This template includes 3mm bleed (black line / stroke)



The overall size of this template is 260 (w) x 572.5 (h) mm and includes bleed



Product Graphic Area:
1040 (w) x 2290 (h) mm

Safe Area:
940 (w) x 2190 (h) mm



6m x 2m L-Shape Lightbox Exhibition Stand

Panel F
1000mm (w) x 2250mm (h)

ARTWORK
CHECKLIST

Follow the steps below before
uploading print ready artwork files.

Create artwork on the 'Artwork'
layer in CMYK mode only.
Leave other layers as they are
and do not delete.

Keep critical artwork (images,
logos, copy or text) within white
'safe' area.

Ensure your artwork extends to
outer edge of the bleed (indicated
by black line / stroke).

All images must be
converted to CMYK and be
embedded in your PDF.

All images used on this
template must have a minimum
resolution of 300dpi.

All fonts must be converted to
outlines - no live copy to remain.

Please delete 'Instruction' and 'Guide'
layers and supply as a flattened
print-ready PDF file.

25%


This template is supplied
at 25% of finished size -
DO NOT RESIZE

3mm

This template
includes 3mm bleed
(black line / stroke)



The overall size of
this template is
260 (w) x 572.5 (h) mm
and includes bleed



Product Graphic Area:
1040 (w) x 2290 (h) mm

Safe Area:
940 (w) x 2190 (h) mm



6m x 2m L-Shape Lightbox Exhibition Stand

Panel G

850mm (w) x 2250mm (h)

ARTWORK CHECKLIST

Please follow the steps below before submitting print ready artwork files.

- 1** Create artwork on the 'Artwork' Layer in CMYK mode only. Leave other layers as they are and do not delete.
- 2** Keep critical artwork (images, logos, copy or text) within white 'safe' area.
- 3** Ensure your artwork extends to outer edge of the bleed (indicated by black line / stroke).
- 4** All images must be converted to CMYK and be embedded in your PDF.
- 5** All images used on this template must have a minimum resolution of 300dpi.
- 6** All fonts must be converted to outlines - no live copy to remain.
- 7** Please delete 'Instruction' and 'Guide' layers and supply as a flattened print-ready PDF file.

25%

This template is supplied at 25% of finished size - **DO NOT RESIZE**

3mm

This template includes 3mm bleed (black line / stroke)



The overall size of this template is 222.8 (w) x 572.5 (h) mm and includes bleed



Product Graphic Area:
890 (w) x 2290 (h) mm

Safe Area:
790 (w) x 2190 (h) mm



6m x 2m L-Shape Lightbox Exhibition Stand

Panel H

850mm (w) x 2250mm (h)

ARTWORK CHECKLIST

Please follow the steps below before submitting print ready artwork files.

- 1** Create artwork on the 'Artwork' Layer in CMYK mode only. Leave other layers as they are and do not delete.
- 2** Keep critical artwork (images, logos, copy or text) within white 'safe' area.
- 3** Ensure your artwork extends to outer edge of the bleed (indicated by black line / stroke).
- 4** All images must be converted to CMYK and be embedded in your PDF.
- 5** All images used on this template must have a minimum resolution of 300dpi.
- 6** All fonts must be converted to outlines - no live copy to remain.
- 7** Please delete 'Instruction' and 'Guide' layers and supply as a flattened print-ready PDF file.

25%

This template is supplied at 25% of finished size - **DO NOT RESIZE**

3mm

This template includes 3mm bleed (black line / stroke)



The overall size of this template is 222.8 (w) x 572.5 (h) mm and includes bleed



Product Graphic Area:
890 (w) x 2290 (h) mm

Safe Area:
790 (w) x 2190 (h) mm



6m x 2m L-Shape Lightbox Exhibition Stand

Panel I
2000mm (w) x 2250mm (h)

ARTWORK
CHECKLIST

Please follow the steps below before submitting print ready artwork files.

- 1 Create artwork on the 'Artwork' Layer in CMYK mode only. Leave other layers as they are and do not delete.
- 2 Keep critical artwork (images, logos, copy or text) within white 'safe' area.
- 3 Ensure your artwork extends to outer edge of the bleed (indicated by black line / stroke).
- 4 All images must be converted to CMYK and be embedded in your PDF.
- 5 All images used on this template must have a minimum resolution of 300dpi.
- 6 All fonts must be converted to outlines - no live copy to remain.
- 7 Please delete 'Instruction' and 'Guide' layers and supply as a flattened print-ready PDF file.

25%


This template is supplied at 25% of finished size - **DO NOT RESIZE**

3mm

This template includes 3mm bleed (black line / stroke)



The overall size of this template is 510 (w) x 572.5 (h) mm and includes bleed



Product Graphic Area:
1940 (w) x 2290 (h) mm

Safe Area:
2040 (w) x 2190 (h) mm



6m x 2m L-Shape Lightbox Exhibition Stand

Panel J

3000mm (w) x 2250mm (h)

ARTWORK CHECKLIST

Please follow the steps below before submitting print ready artwork files.

- 1** Create artwork on the 'Artwork' Layer in CMYK mode only. Leave other layers as they are and do not delete.
- 2** Keep critical artwork (images, logos, copy or text) within white 'safe' area.
- 3** Ensure your artwork extends to outer edge of the bleed (indicated by black line / stroke).
- 4** All images must be converted to CMYK and be embedded in your PDF.
- 5** All images used on this template must have a minimum resolution of 300dpi.
- 6** All fonts must be converted to outlines - no live copy to remain.
- 7** Please delete 'Instruction' and 'Guide' layers and supply as a flattened print-ready PDF file.

25%


This template is supplied at 25% of finished size - **DO NOT RESIZE**

3mm

This template includes 3mm bleed (black line / stroke)



The overall size of this template is 760 (w) x 572.5 (h) mm and includes bleed



Product Graphic Area:
3040 (w) x 2290 (h) mm

Safe Area:
2940 (w) x 2190 (h) mm