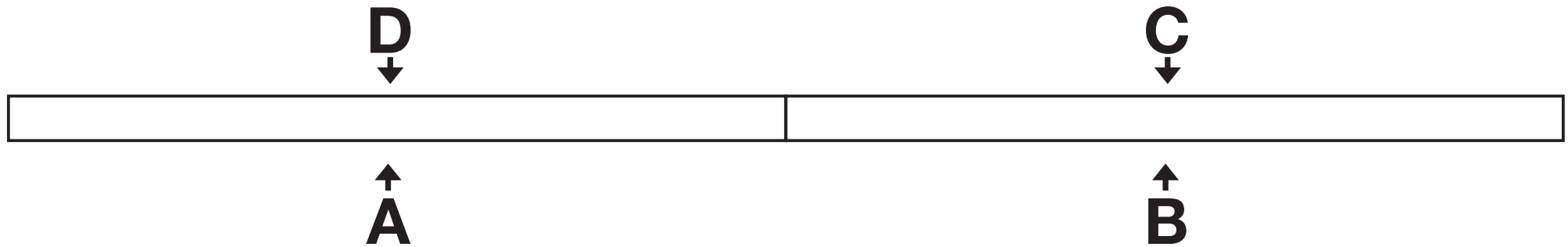


## 6m Lightbox Exhibition Stand





## 3m Lightbox Exhibition Stand

# 6m Front A

## 3000mm (w) x 2250mm (h)

### ARTWORK CHECKLIST

Please follow the steps below before submitting print ready artwork files.

- 1** Create artwork on the 'Artwork' Layer in CMYK mode only. Leave other layers as they are and do not delete.
- 2** Keep critical artwork (images, logos, copy or text) within white 'safe' area.
- 3** Ensure your artwork extends to outer edge of the bleed (indicated by black line / stroke).
- 4** All images must be converted to CMYK and be embedded in your PDF.
- 5** All images used on this template must have a minimum resolution of 300dpi.
- 6** All fonts must be converted to outlines - no live copy to remain.
- 7** Please delete 'Instruction' and 'Guide' layers and supply as a flattened print-ready PDF file.

## 25%

This template is supplied at 25% of finished size - **DO NOT RESIZE**

## 3mm

This template includes 3mm bleed (black line / stroke)



The overall size of this template is 760 (w) x 572.5 (h) mm and includes bleed



**Product Graphic Area:**  
3040 (w) x 2290 (h) mm

**Safe Area:**  
2940 (w) x 2190 (h) mm



## 3m Lightbox Exhibition Stand

# 6m Front B

## 3000mm (w) x 2250mm (h)

### ARTWORK CHECKLIST

Please follow the steps below before submitting print ready artwork files.

- 1** Create artwork on the 'Artwork' Layer in CMYK mode only. Leave other layers as they are and do not delete.
- 2** Keep critical artwork (images, logos, copy or text) within white 'safe' area.
- 3** Ensure your artwork extends to outer edge of the bleed (indicated by black line / stroke).
- 4** All images must be converted to CMYK and be embedded in your PDF.
- 5** All images used on this template must have a minimum resolution of 300dpi.
- 6** All fonts must be converted to outlines - no live copy to remain.
- 7** Please delete 'Instruction' and 'Guide' layers and supply as a flattened print-ready PDF file.

## 25%


This template is supplied at 25% of finished size - **DO NOT RESIZE**

## 3mm

This template includes 3mm bleed (black line / stroke)



The overall size of this template is 760 (w) x 572.5 (h) mm and includes bleed



**Product Graphic Area:**  
3040 (w) x 2290 (h) mm

**Safe Area:**  
2940 (w) x 2190 (h) mm



## 3m Lightbox Exhibition Stand

# 6m Back C

## 3000mm (w) x 2250mm (h)

### ARTWORK CHECKLIST

Please follow the steps below before submitting print ready artwork files.

- 1** Create artwork on the 'Artwork' Layer in CMYK mode only. Leave other layers as they are and do not delete.
- 2** Keep critical artwork (images, logos, copy or text) within white 'safe' area.
- 3** Ensure your artwork extends to outer edge of the bleed (indicated by black line / stroke).
- 4** All images must be converted to CMYK and be embedded in your PDF.
- 5** All images used on this template must have a minimum resolution of 300dpi.
- 6** All fonts must be converted to outlines - no live copy to remain.
- 7** Please delete 'Instruction' and 'Guide' layers and supply as a flattened print-ready PDF file.

## 25%


This template is supplied at 25% of finished size - **DO NOT RESIZE**

## 3mm

This template includes 3mm bleed (black line / stroke)



The overall size of this template is 760 (w) x 572.5 (h) mm and includes bleed



**Product Graphic Area:**  
3040 (w) x 2290 (h) mm

**Safe Area:**  
2940 (w) x 2190 (h) mm



## 3m Lightbox Exhibition Stand

# 6m Back D

## 3000mm (w) x 2250mm (h)

### ARTWORK CHECKLIST

Please follow the steps below before submitting print ready artwork files.

- 1** Create artwork on the 'Artwork' Layer in CMYK mode only. Leave other layers as they are and do not delete.
- 2** Keep critical artwork (images, logos, copy or text) within white 'safe' area.
- 3** Ensure your artwork extends to outer edge of the bleed (indicated by black line / stroke).
- 4** All images must be converted to CMYK and be embedded in your PDF.
- 5** All images used on this template must have a minimum resolution of 300dpi.
- 6** All fonts must be converted to outlines - no live copy to remain.
- 7** Please delete 'Instruction' and 'Guide' layers and supply as a flattened print-ready PDF file.

## 25%


This template is supplied at 25% of finished size - **DO NOT RESIZE**

## 3mm

This template includes 3mm bleed (black line / stroke)



The overall size of this template is 760 (w) x 572.5 (h) mm and includes bleed



**Product Graphic Area:**  
3040 (w) x 2290 (h) mm

**Safe Area:**  
2940 (w) x 2190 (h) mm