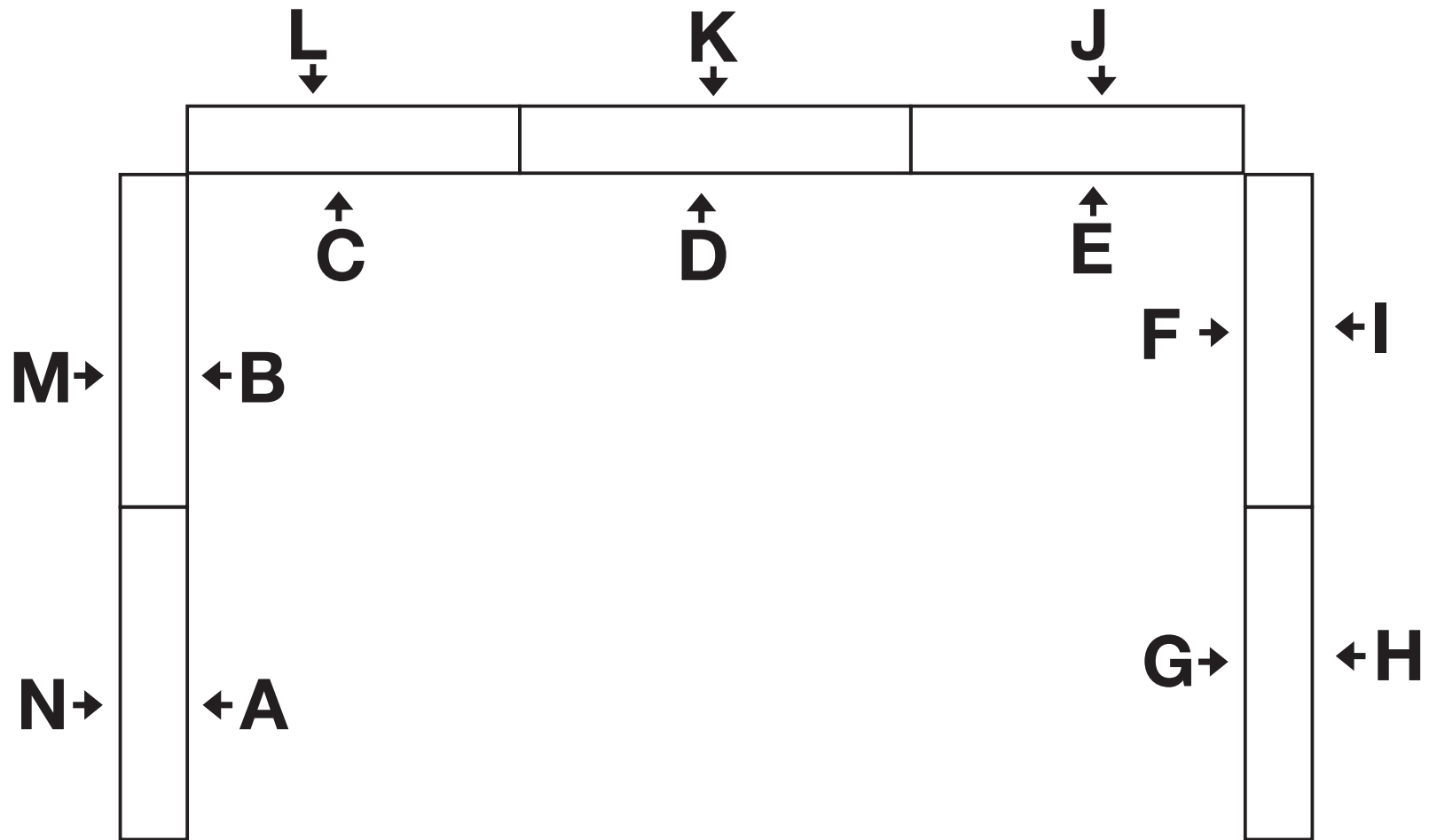


3m x 2m U-Shape Lightbox Exhibition Stand





3m x 2m U-Shape Lightbox Exhibition Stand

Panel A

850mm (w) x 2250mm (h)

ARTWORK CHECKLIST

Please follow the steps below before submitting print ready artwork files.

- 1** Create artwork on the 'Artwork' Layer in CMYK mode only. Leave other layers as they are and do not delete.
- 2** Keep critical artwork (images, logos, copy or text) within white 'safe' area.
- 3** Ensure your artwork extends to outer edge of the bleed (indicated by black line / stroke).
- 4** All images must be converted to CMYK and be embedded in your PDF.
- 5** All images used on this template must have a minimum resolution of 300dpi.
- 6** All fonts must be converted to outlines - no live copy to remain.
- 7** Please delete 'Instruction' and 'Guide' layers and supply as a flattened print-ready PDF file.

25%


This template is supplied at 25% of finished size - **DO NOT RESIZE**

3mm

This template includes 3mm bleed (black line / stroke)



The overall size of this template is 222.8 (w) x 572.5 (h) mm and includes bleed



Product Graphic Area:
890 (w) x 2290 (h) mm

Safe Area:
790 (w) x 2190 (h) mm



3m x 2m U-Shape Lightbox Exhibition Stand

Panel B

850mm (w) x 2250mm (h)

ARTWORK CHECKLIST

Please follow the steps below before submitting print ready artwork files.

- 1** Create artwork on the 'Artwork' Layer in CMYK mode only. Leave other layers as they are and do not delete.
- 2** Keep critical artwork (images, logos, copy or text) within white 'safe' area.
- 3** Ensure your artwork extends to outer edge of the bleed (indicated by black line / stroke).
- 4** All images must be converted to CMYK and be embedded in your PDF.
- 5** All images used on this template must have a minimum resolution of 300dpi.
- 6** All fonts must be converted to outlines - no live copy to remain.
- 7** Please delete 'Instruction' and 'Guide' layers and supply as a flattened print-ready PDF file.

25%

This template is supplied at 25% of finished size - **DO NOT RESIZE**

3mm

This template includes 3mm bleed (black line / stroke)



The overall size of this template is 222.8 (w) x 572.5 (h) mm and includes bleed



Product Graphic Area:
890 (w) x 2290 (h) mm

Safe Area:
790 (w) x 2190 (h) mm



3m x 2m U-Shape Lightbox Exhibition Stand

Panel C

850mm (w) x 2250mm (h)

ARTWORK CHECKLIST

Please follow the steps below before submitting print ready artwork files.

- 1** Create artwork on the 'Artwork' Layer in CMYK mode only. Leave other layers as they are and do not delete.
- 2** Keep critical artwork (images, logos, copy or text) within white 'safe' area.
- 3** Ensure your artwork extends to outer edge of the bleed (indicated by black line / stroke).
- 4** All images must be converted to CMYK and be embedded in your PDF.
- 5** All images used on this template must have a minimum resolution of 300dpi.
- 6** All fonts must be converted to outlines - no live copy to remain.
- 7** Please delete 'Instruction' and 'Guide' layers and supply as a flattened print-ready PDF file.

25%

This template is supplied at 25% of finished size - **DO NOT RESIZE**

3mm

This template includes 3mm bleed (black line / stroke)



The overall size of this template is 222.8 (w) x 572.5 (h) mm and includes bleed



Product Graphic Area:
890 (w) x 2290 (h) mm

Safe Area:
790 (w) x 2190 (h) mm



3m x 2m U-Shape Lightbox Exhibition Stand

Panel D
1000mm (w) x 2250mm (h)

ARTWORK
CHECKLIST

Please follow the steps below before submitting print ready artwork files.

- 1 Create artwork on the 'Artwork' Layer in CMYK mode only. Leave other layers as they are and do not delete.
- 2 Keep critical artwork (images, logos, copy or text) within white 'safe' area.
- 3 Ensure your artwork extends to outer edge of the bleed (indicated by black line / stroke).
- 4 All images must be converted to CMYK and be embedded in your PDF.
- 5 All images used on this template must have a minimum resolution of 300dpi.
- 6 All fonts must be converted to outlines - no live copy to remain.
- 7 Please delete 'Instruction' and 'Guide' layers and supply as a flattened print-ready PDF file.

25%


This template is supplied at 25% of finished size - **DO NOT RESIZE**

3mm

This template includes 3mm bleed (black line / stroke)



The overall size of this template is 260 (w) x 572.5 (h) mm and includes bleed



Product Graphic Area:
1040 (w) x 2290 (h) mm

Safe Area:
940 (w) x 2190 (h) mm



3m x 2m U-Shape Lightbox Exhibition Stand

Panel E

850mm (w) x 2250mm (h)

ARTWORK CHECKLIST

Please follow the steps below before submitting print ready artwork files.

- 1** Create artwork on the 'Artwork' Layer in CMYK mode only. Leave other layers as they are and do not delete.
- 2** Keep critical artwork (images, logos, copy or text) within white 'safe' area.
- 3** Ensure your artwork extends to outer edge of the bleed (indicated by black line / stroke).
- 4** All images must be converted to CMYK and be embedded in your PDF.
- 5** All images used on this template must have a minimum resolution of 300dpi.
- 6** All fonts must be converted to outlines - no live copy to remain.
- 7** Please delete 'Instruction' and 'Guide' layers and supply as a flattened print-ready PDF file.

25%


This template is supplied at 25% of finished size - **DO NOT RESIZE**

3mm

This template includes 3mm bleed (black line / stroke)



The overall size of this template is 222.8 (w) x 572.5 (h) mm and includes bleed



Product Graphic Area:
890 (w) x 2290 (h) mm

Safe Area:
790 (w) x 2190 (h) mm



3m x 2m U-Shape Lightbox Exhibition Stand

Panel F

850mm (w) x 2250mm (h)

ARTWORK CHECKLIST

Please follow the steps below before submitting print ready artwork files.

- 1** Create artwork on the 'Artwork' Layer in CMYK mode only. Leave other layers as they are and do not delete.
- 2** Keep critical artwork (images, logos, copy or text) within white 'safe' area.
- 3** Ensure your artwork extends to outer edge of the bleed (indicated by black line / stroke).
- 4** All images must be converted to CMYK and be embedded in your PDF.
- 5** All images used on this template must have a minimum resolution of 300dpi.
- 6** All fonts must be converted to outlines - no live copy to remain.
- 7** Please delete 'Instruction' and 'Guide' layers and supply as a flattened print-ready PDF file.

25%


This template is supplied at 25% of finished size - **DO NOT RESIZE**

3mm

This template includes 3mm bleed (black line / stroke)



The overall size of this template is 222.8 (w) x 572.5 (h) mm and includes bleed



Product Graphic Area:
890 (w) x 2290 (h) mm

Safe Area:
790 (w) x 2190 (h) mm



3m x 2m U-Shape Lightbox Exhibition Stand

Panel G

850mm (w) x 2250mm (h)

ARTWORK CHECKLIST

Please follow the steps below before submitting print ready artwork files.

- 1** Create artwork on the 'Artwork' Layer in CMYK mode only. Leave other layers as they are and do not delete.
- 2** Keep critical artwork (images, logos, copy or text) within white 'safe' area.
- 3** Ensure your artwork extends to outer edge of the bleed (indicated by black line / stroke).
- 4** All images must be converted to CMYK and be embedded in your PDF.
- 5** All images used on this template must have a minimum resolution of 300dpi.
- 6** All fonts must be converted to outlines - no live copy to remain.
- 7** Please delete 'Instruction' and 'Guide' layers and supply as a flattened print-ready PDF file.

25%

This template is supplied at 25% of finished size - **DO NOT RESIZE**

3mm

This template includes 3mm bleed (black line / stroke)



The overall size of this template is 222.8 (w) x 572.5 (h) mm and includes bleed



Product Graphic Area:
890 (w) x 2290 (h) mm

Safe Area:
790 (w) x 2190 (h) mm



3m x 2m U-Shape Lightbox Exhibition Stand

Panel H

850mm (w) x 2250mm (h)

ARTWORK CHECKLIST

Please follow the steps below before submitting print ready artwork files.

- 1** Create artwork on the 'Artwork' Layer in CMYK mode only. Leave other layers as they are and do not delete.
- 2** Keep critical artwork (images, logos, copy or text) within white 'safe' area.
- 3** Ensure your artwork extends to outer edge of the bleed (indicated by black line / stroke).
- 4** All images must be converted to CMYK and be embedded in your PDF.
- 5** All images used on this template must have a minimum resolution of 300dpi.
- 6** All fonts must be converted to outlines - no live copy to remain.
- 7** Please delete 'Instruction' and 'Guide' layers and supply as a flattened print-ready PDF file.

25%


This template is supplied at 25% of finished size - **DO NOT RESIZE**

3mm

This template includes 3mm bleed (black line / stroke)



The overall size of this template is 222.8 (w) x 572.5 (h) mm and includes bleed



Product Graphic Area:
890 (w) x 2290 (h) mm

Safe Area:
790 (w) x 2190 (h) mm



3m x 2m U-Shape Lightbox Exhibition Stand

Panel I

850mm (w) x 2250mm (h)

ARTWORK CHECKLIST

Please follow the steps below before submitting print ready artwork files.

- 1** Create artwork on the 'Artwork' Layer in CMYK mode only. Leave other layers as they are and do not delete.
- 2** Keep critical artwork (images, logos, copy or text) within white 'safe' area.
- 3** Ensure your artwork extends to outer edge of the bleed (indicated by black line / stroke).
- 4** All images must be converted to CMYK and be embedded in your PDF.
- 5** All images used on this template must have a minimum resolution of 300dpi.
- 6** All fonts must be converted to outlines - no live copy to remain.
- 7** Please delete 'Instruction' and 'Guide' layers and supply as a flattened print-ready PDF file.

25%


This template is supplied at 25% of finished size - **DO NOT RESIZE**

3mm

This template includes 3mm bleed (black line / stroke)



The overall size of this template is 222.8 (w) x 572.5 (h) mm and includes bleed



Product Graphic Area:
890 (w) x 2290 (h) mm

Safe Area:
790 (w) x 2190 (h) mm



3m x 2m U-Shape Lightbox Exhibition Stand

Panel J

850mm (w) x 2250mm (h)

ARTWORK CHECKLIST

Please follow the steps below before submitting print ready artwork files.

- 1** Create artwork on the 'Artwork' Layer in CMYK mode only. Leave other layers as they are and do not delete.
- 2** Keep critical artwork (images, logos, copy or text) within white 'safe' area.
- 3** Ensure your artwork extends to outer edge of the bleed (indicated by black line / stroke).
- 4** All images must be converted to CMYK and be embedded in your PDF.
- 5** All images used on this template must have a minimum resolution of 300dpi.
- 6** All fonts must be converted to outlines - no live copy to remain.
- 7** Please delete 'Instruction' and 'Guide' layers and supply as a flattened print-ready PDF file.

25%

This template is supplied at 25% of finished size - **DO NOT RESIZE**

3mm

This template includes 3mm bleed (black line / stroke)



The overall size of this template is 222.8 (w) x 572.5 (h) mm and includes bleed



Product Graphic Area:
890 (w) x 2290 (h) mm

Safe Area:
790 (w) x 2190 (h) mm



3m x 2m U-Shape Lightbox Exhibition Stand

Panel K
1000mm (w) x 2250mm (h)

ARTWORK
CHECKLIST

Please follow the steps below before submitting print ready artwork files.

- 1 Create artwork on the ‘Artwork’ Layer in CMYK mode only. Leave other layers as they are and do not delete.
- 2 Keep critical artwork (images, logos, copy or text) within white ‘safe’ area.
- 3 Ensure your artwork extends to outer edge of the bleed (indicated by black line / stroke).
- 4 All images must be converted to CMYK and be embedded in your PDF.
- 5 All images used on this template must have a minimum resolution of 300dpi.
- 6 All fonts must be converted to outlines - no live copy to remain.
- 7 Please delete 'Instruction' and ‘Guide’ layers and supply as a flattened print-ready PDF file.

25%


This template is supplied at 25% of finished size - **DO NOT RESIZE**

3mm

This template includes 3mm bleed (black line / stroke)



The overall size of this template is 260 (w) x 572.5 (h) mm and includes bleed



Product Graphic Area:
1040 (w) x 2290 (h) mm

Safe Area:
940 (w) x 2190 (h) mm



3m x 2m U-Shape Lightbox Exhibition Stand

Panel L

850mm (w) x 2250mm (h)

ARTWORK CHECKLIST

Please follow the steps below before submitting print ready artwork files.

- 1** Create artwork on the 'Artwork' Layer in CMYK mode only. Leave other layers as they are and do not delete.
- 2** Keep critical artwork (images, logos, copy or text) within white 'safe' area.
- 3** Ensure your artwork extends to outer edge of the bleed (indicated by black line / stroke).
- 4** All images must be converted to CMYK and be embedded in your PDF.
- 5** All images used on this template must have a minimum resolution of 300dpi.
- 6** All fonts must be converted to outlines - no live copy to remain.
- 7** Please delete 'Instruction' and 'Guide' layers and supply as a flattened print-ready PDF file.

25%

This template is supplied at 25% of finished size - **DO NOT RESIZE**

3mm

This template includes 3mm bleed (black line / stroke)



The overall size of this template is 222.8 (w) x 572.5 (h) mm and includes bleed



Product Graphic Area:
890 (w) x 2290 (h) mm

Safe Area:
790 (w) x 2190 (h) mm



3m x 2m U-Shape Lightbox Exhibition Stand

Panel M

850mm (w) x 2250mm (h)

ARTWORK CHECKLIST

Please follow the steps below before submitting print ready artwork files.

- 1** Create artwork on the 'Artwork' Layer in CMYK mode only. Leave other layers as they are and do not delete.
- 2** Keep critical artwork (images, logos, copy or text) within white 'safe' area.
- 3** Ensure your artwork extends to outer edge of the bleed (indicated by black line / stroke).
- 4** All images must be converted to CMYK and be embedded in your PDF.
- 5** All images used on this template must have a minimum resolution of 300dpi.
- 6** All fonts must be converted to outlines - no live copy to remain.
- 7** Please delete 'Instruction' and 'Guide' layers and supply as a flattened print-ready PDF file.

25%


This template is supplied at 25% of finished size - **DO NOT RESIZE**

3mm

This template includes 3mm bleed (black line / stroke)



The overall size of this template is 222.8 (w) x 572.5 (h) mm and includes bleed



Product Graphic Area:
890 (w) x 2290 (h) mm

Safe Area:
790 (w) x 2190 (h) mm



3m x 2m U-Shape Lightbox Exhibition Stand

Panel N

850mm (w) x 2250mm (h)

ARTWORK CHECKLIST

Please follow the steps below before submitting print ready artwork files.

- 1** Create artwork on the 'Artwork' Layer in CMYK mode only. Leave other layers as they are and do not delete.
- 2** Keep critical artwork (images, logos, copy or text) within white 'safe' area.
- 3** Ensure your artwork extends to outer edge of the bleed (indicated by black line / stroke).
- 4** All images must be converted to CMYK and be embedded in your PDF.
- 5** All images used on this template must have a minimum resolution of 300dpi.
- 6** All fonts must be converted to outlines - no live copy to remain.
- 7** Please delete 'Instruction' and 'Guide' layers and supply as a flattened print-ready PDF file.

25%


This template is supplied at 25% of finished size - **DO NOT RESIZE**

3mm

This template includes 3mm bleed (black line / stroke)



The overall size of this template is 222.8 (w) x 572.5 (h) mm and includes bleed



Product Graphic Area:
890 (w) x 2290 (h) mm

Safe Area:
790 (w) x 2190 (h) mm