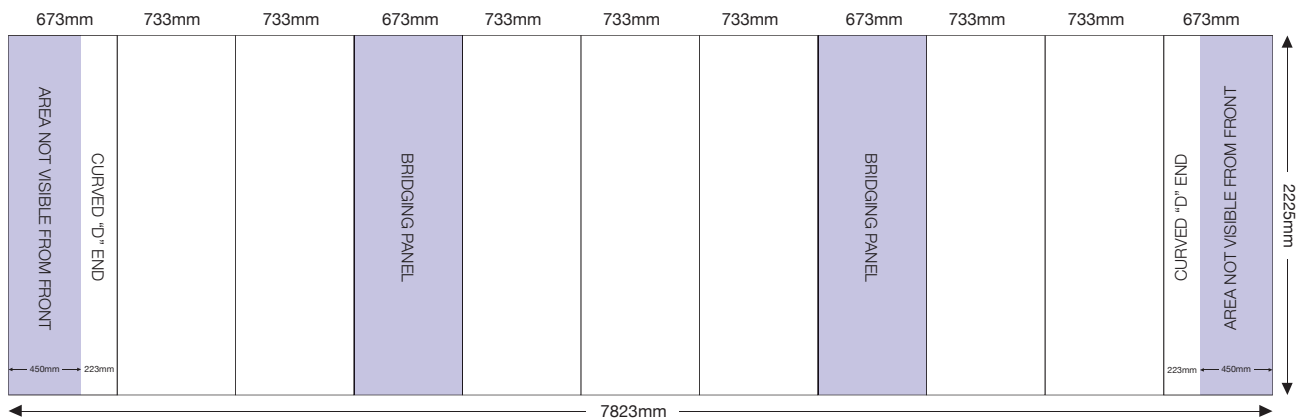


## ARTWORK TEMPLATE: 7m Back Wall

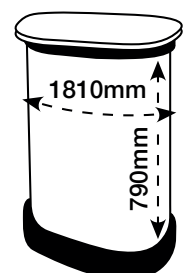
Actual Size: 7823mm x 2225mm

Quarter Size Artwork: 1955.75mm x 556.25mm



## CHECKLIST

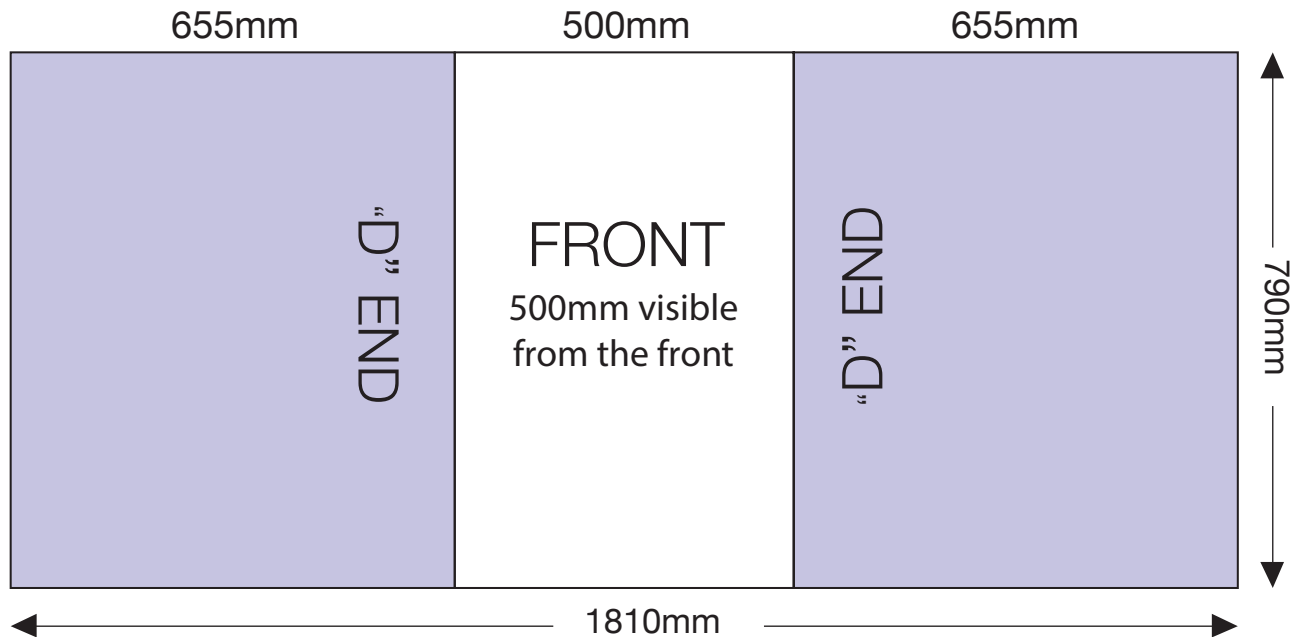
- Create document at quarter size and save as a high resolution PDF or EPS file.
- Please use either Adobe Illustrator or Adobe InDesign to create your artwork.
- Position all text or logos 450mm away from the left and right side of the pop-up as this wraps around the back.
- Do not add any crop marks, registration marks, panel lines or outside bleed.
- Please make sure all pictures and graphics are embedded in the artwork.
- Create as one piece of artwork rather than individual panels.
- Supply in CMYK colour mode.
- PLEASE CONVERT ALL TEXT TO OUTLINES.



Graphic wrap template is on the following page

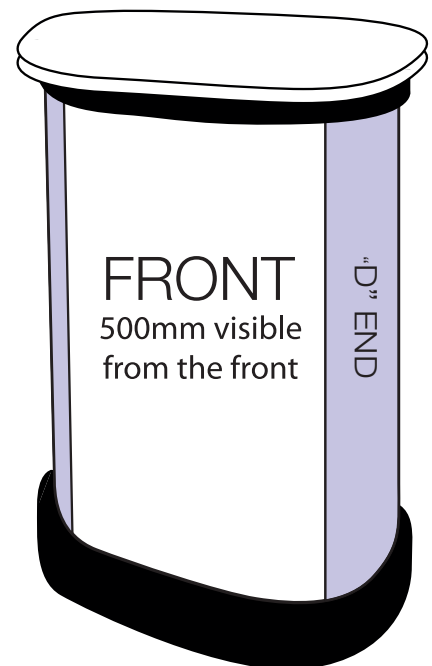
## ARTWORK TEMPLATE: Graphic Wrap

Actual Size: 1810mm x 790mm



### CHECKLIST

- Document size is 1810mm (wide) x 790mm (high).
- Supply as a high resolution PDF or EPS file.
- Do not add any crop marks, registration marks, panel lines or outside bleed.
- Supply in CMYK colour mode.
- PLEASE CONVERT ALL TEXT TO OUTLINES.



PANEL 1: D-end

PANEL 2: Front

PANEL 3: Front

PANEL 4: Front

PANEL 5: Front

PANEL 6: Front

PANEL 7: Front

PANEL 8: Front

PANEL 9: Front

PANEL 10: Front

PANEL 11: D-end

**7m Wall**

Not visible from front

Not visible from front

# Wrap Template

**Front**