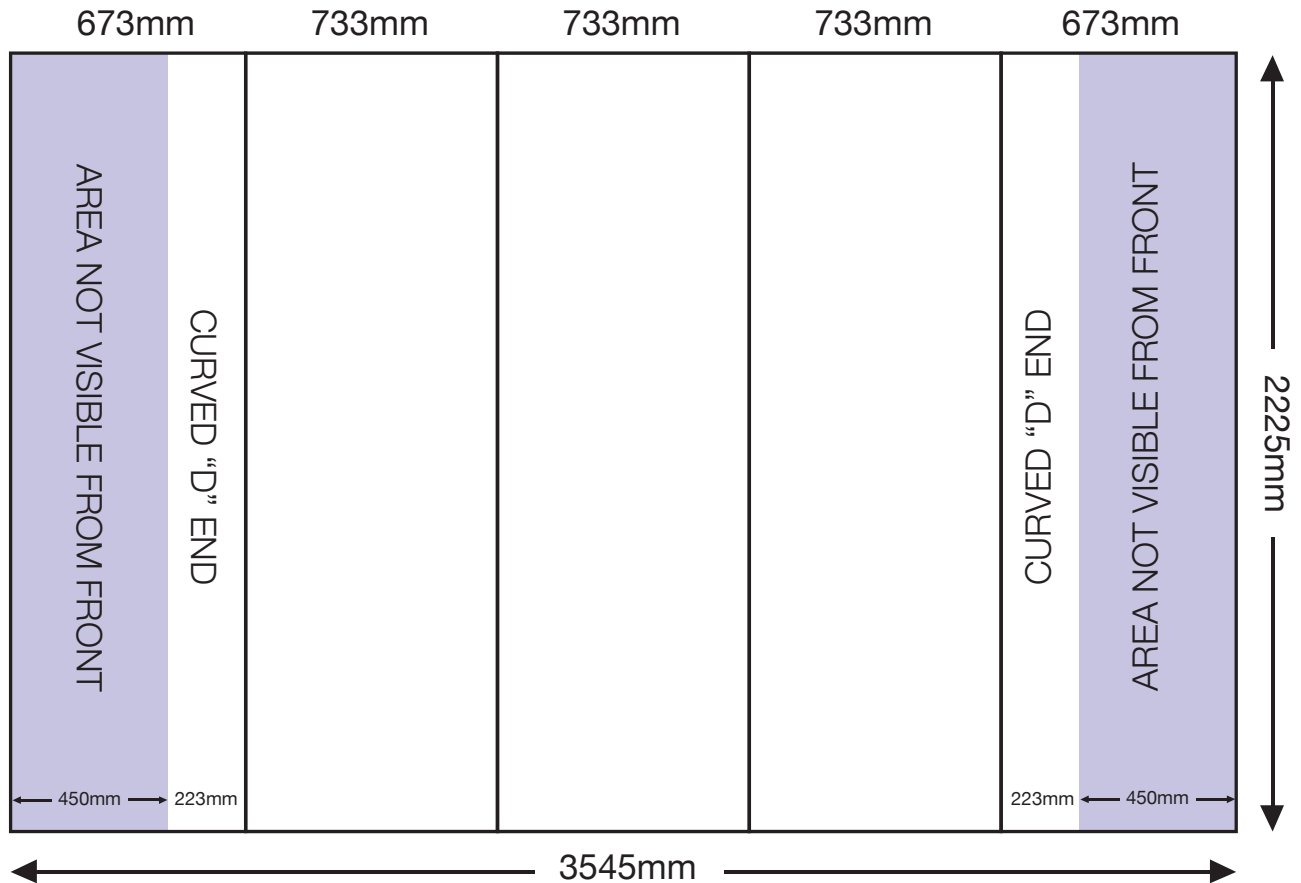


ARTWORK TEMPLATE: 3x3 Straight Pop-up

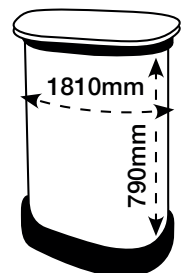
Actual Size: 3545mm x 2225mm

Quarter Size Artwork: 886.25mm x 556.25mm



CHECKLIST

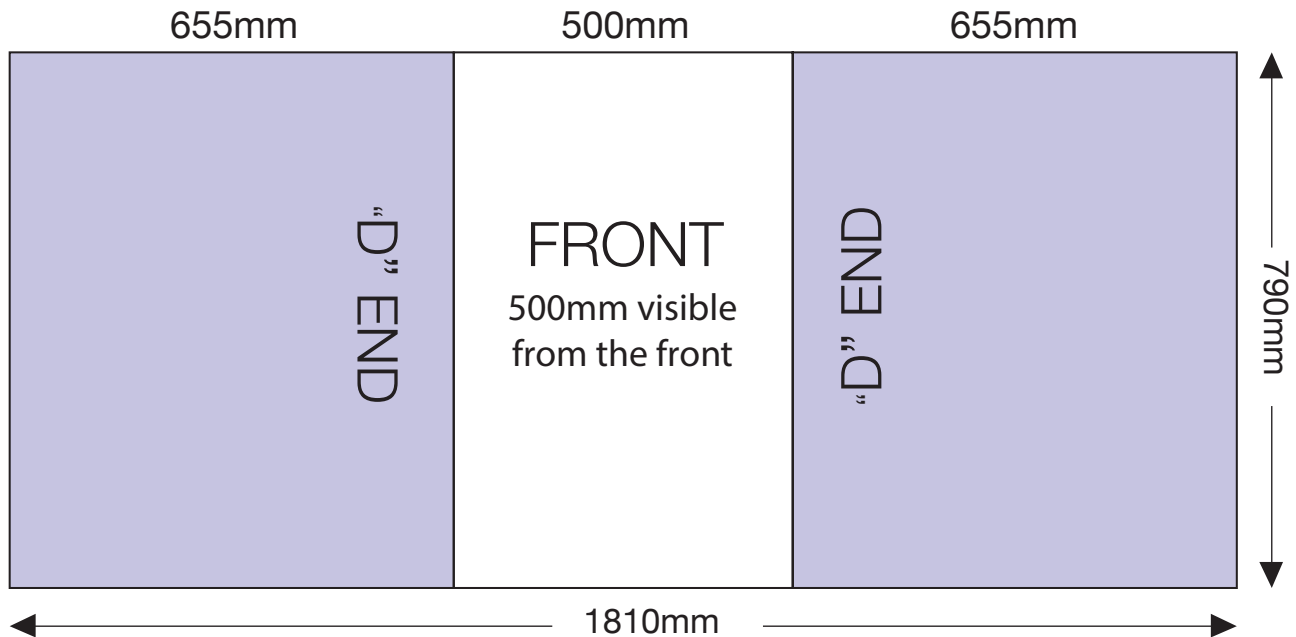
- Create document at quarter size and save as a high resolution PDF or EPS file.
- Please use either Adobe Illustrator or Adobe InDesign to create your artwork.
- Position all text or logos 450mm away from the left and right side of the pop-up as this wraps around the back.
- Do not add any crop marks, registration marks, panel lines or outside bleed.
- Please make sure all pictures and graphics are embedded in the artwork.
- Create as one piece of artwork rather than individual panels.
- Supply in CMYK colour mode.
- PLEASE CONVERT ALL TEXT TO OUTLINES.



Graphic wrap template is on the following page

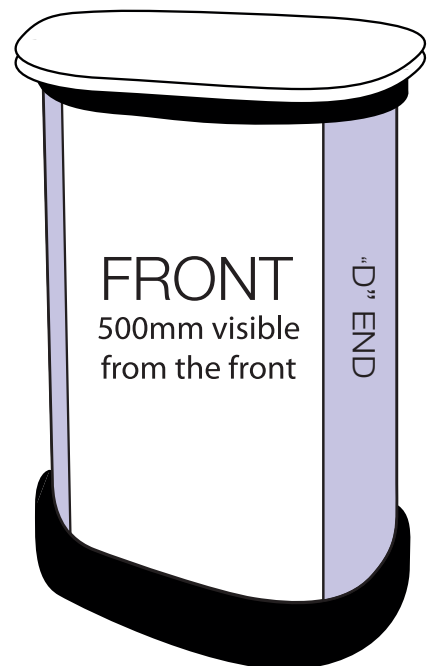
ARTWORK TEMPLATE: Graphic Wrap

Actual Size: 1810mm x 790mm



CHECKLIST

- Document size is 1810mm (wide) x 790mm (high).
- Supply as a high resolution PDF or EPS file.
- Do not add any crop marks, registration marks, panel lines or outside bleed.
- Supply in CMYK colour mode.
- PLEASE CONVERT ALL TEXT TO OUTLINES.



PANEL 1: D-end

PANEL 2: Front

PANEL 3: Front

PANEL 4: Front

PANEL 5: D-end

3x3 Straight Popup

Not visible from front

Not visible from front

Wrap Template

Front