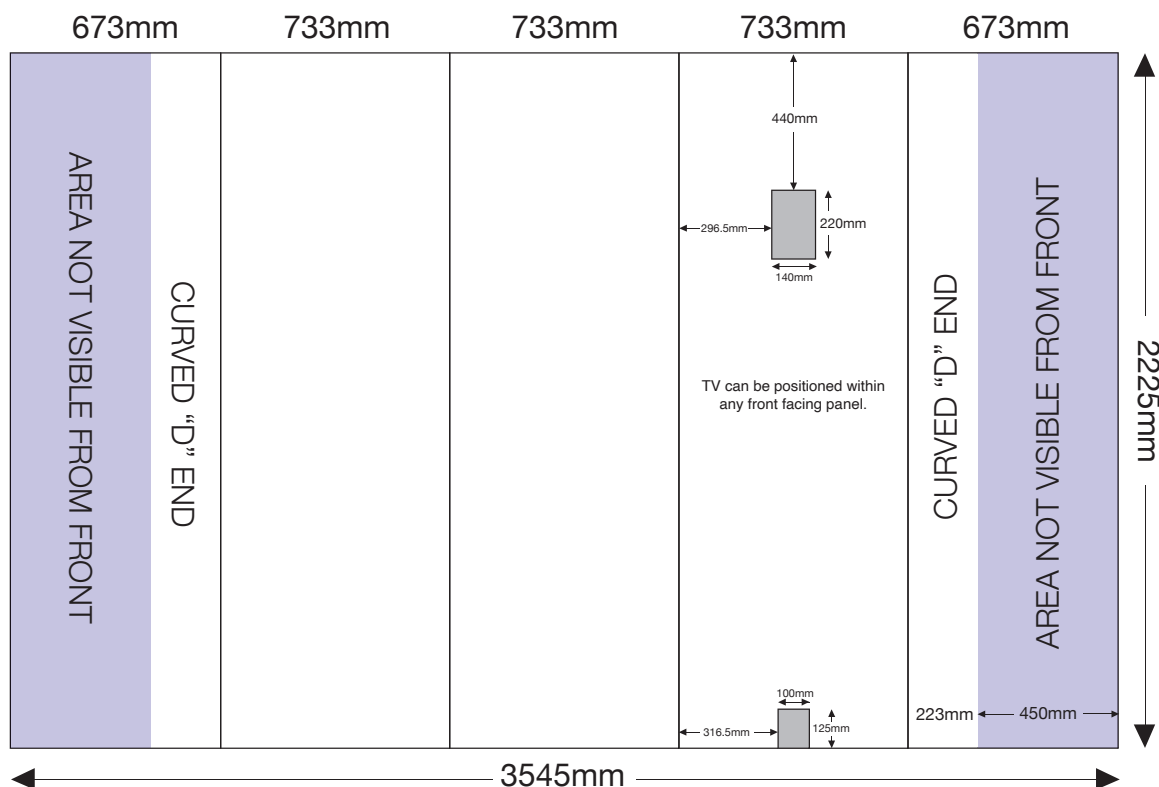


ARTWORK TEMPLATE: 3x3 Straight TV 32"-60" Pop-up

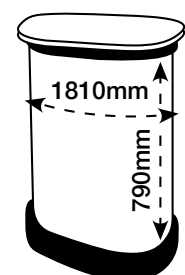
Actual Size: 3545mm x 2225mm

Quarter Size Artwork: 886.25mm x 556.25mm



CHECKLIST

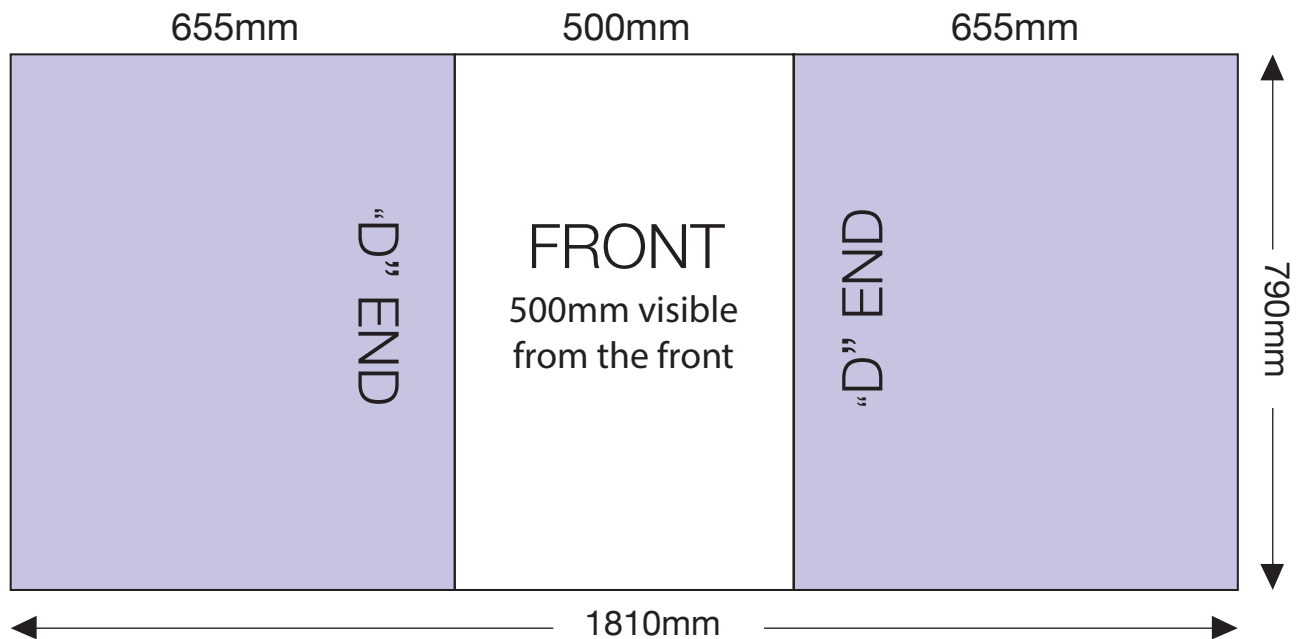
- Create document at quarter size and save as a high resolution PDF or EPS file.
- Please use either Adobe Illustrator or Adobe InDesign to create your artwork.
- Position all text or logos 450mm away from the left and right side of the pop-up as this wraps around the back.
- Do not add any crop marks, registration marks, panel lines or outside bleed.
- Please make sure all pictures and graphics are embedded in the artwork.
- Create as one piece of artwork rather than individual panels.
- Supply in CMYK colour mode.
- PLEASE CONVERT ALL TEXT TO OUTLINES.



Graphic wrap template is on the following page

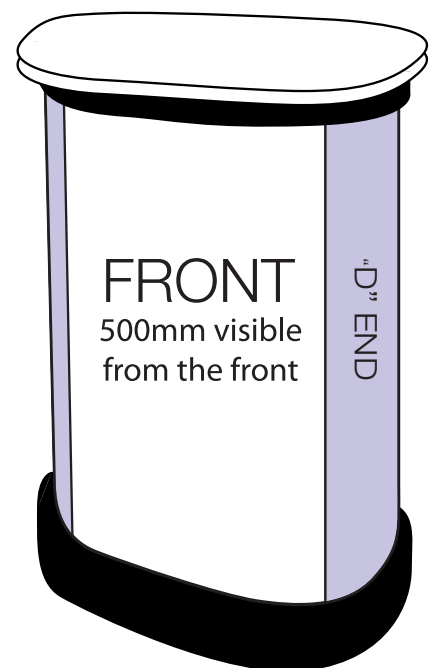
ARTWORK TEMPLATE: Graphic Wrap

Actual Size: 1810mm x 790mm



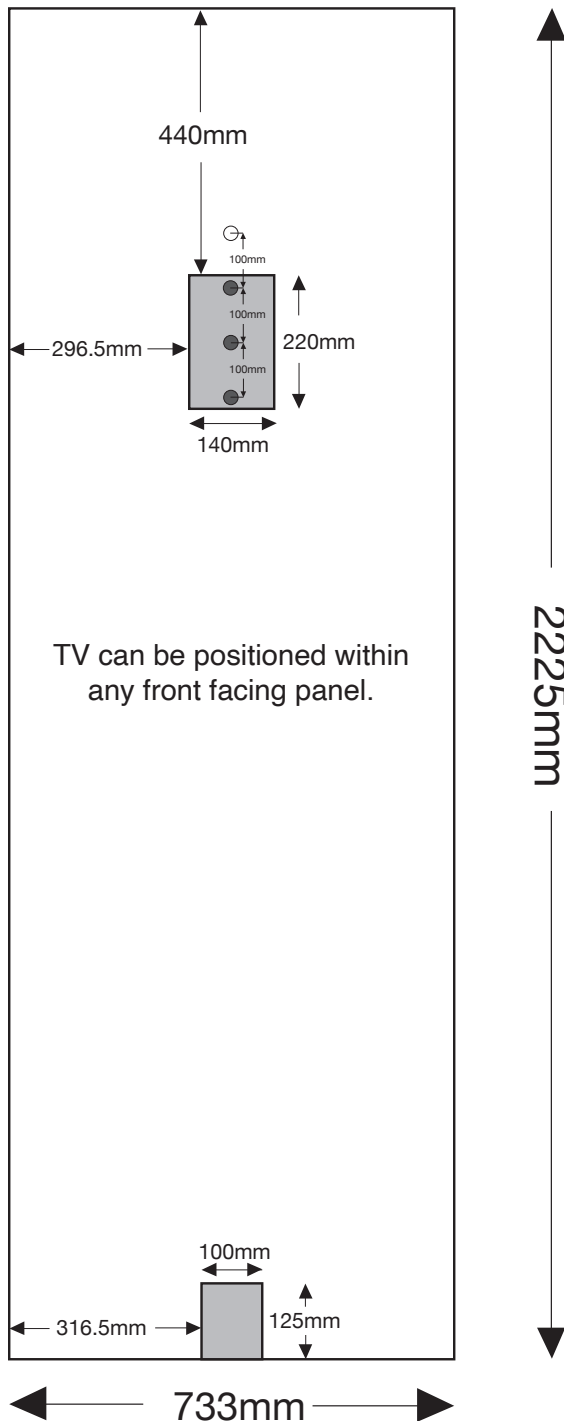
CHECKLIST

- Document size is 1810mm (wide) x 790mm (high).
- Supply as a high resolution PDF or EPS file.
- Do not add any crop marks, registration marks, panel lines or outside bleed.
- Supply in CMYK colour mode.
- PLEASE CONVERT ALL TEXT TO OUTLINES.

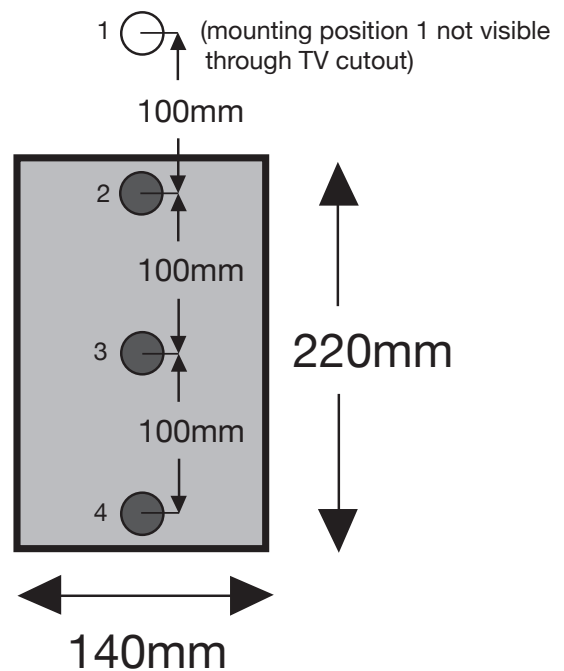


Straight Popup TV Cutout & Mounting Position

Whole Panel



Close up of cutout & mounting position



There are four mounting positions on the pole. The first hole cannot be used but the other three can. Position three is the default setting but if needed positions two and four can be used.

PANEL 1: D-end

PANEL 2: Front

PANEL 3: Front

PANEL 4: Front

PANEL 5: D-end

3x3 Straight Popup LTV



Not visible from front

Not visible from front

Wrap Template

Front